




District Report Card: 2017	
State: Bihar	District: Aurangabad (bihar)
Class: 8	Subject: Mathematics
Schools: 51	Students: 1192


Participation/Coverage


Students

<div>GENDER</div> <div></div>	Boys		Girls	
	Number	%	Number	%
	538	45.13	654	54.87

<div>AREA</div> <div></div>	Rural		Urban	
	Number	%	Number	%
	1141	95.72	51	4.28

<div>CATEGORY</div> <div></div>	SC		ST		OBC		GEN	
	Number	%	Number	%	Number	%	Number	%
	294	24.66	11	0.92	770	64.60	117	9.82

<div>CWSN</div> <div></div>	LD	VI	HI	S&LD	ID	Oth
	2	1	1	0	0	0

<div>Management</div> <div></div>	Government		Government-aided	
	Number	%	Number	%
	1192	100.00	0	0.00

Average Performance of Students in Mathematics (%)										
Overall	Gender		Area		Management		Social Group			
	Male	Female	Rural	Urban	Govt.	Aided	SC	ST	OBC	GEN
44.28	45.20	43.52	44.27	44.58	44.28	0.00	41.79	43.64	45.20	44.50

Performance on Learning Outcomes (LOs)

Learning Outcomes	Description	Average Performance(%)
M601	Solves problems involving large numbers by applying appropriate operations	40.72
M606	Solves problems on daily life situations involving addition and subtraction of fractions / decimals	61.84
M620	Finds out the perimeter and area of rectangular objects in the surroundings like floor of the class room, surfaces of a chalk box etc.	50.82
M621	Arranges given/collected information in the form of table, pictograph and bar graph and interprets them	38.67
M702	Interprets the division and multiplication of fractions	48.66
M705	Solves problems related to daily life situations involving rational numbers	40.27
M706	Uses exponential form of numbers to simplify problems involving multiplication and division of large numbers	39.50
M707	Adds/subtracts algebraic expressions	62.00
M710	Solves problems related to conversion of percentage to fraction and decimal and vice versa	38.84
M717	Finds out approximate area of closed shapes by using unit square grid/graph sheet	35.26
M719	Finds various representative values for simple data from her/his daily life contexts like mean, median and mode	51.66
M721	Interprets data using bar graph	50.91
M801	Generalizes properties of addition, subtraction, multiplication and division of rational numbers through patterns	28.76
M802	Finds rational numbers between two given rational numbers	37.85
M803	Proves divisibility rules of 2, 3, 4, 5, 6, 9 and 11	51.11
M804	Finds squares, cubes, square roots and cube roots of numbers using different methods	54.71
M808	Uses various algebraic identities in solving problems of daily life	42.98
M812	Verifies properties of parallelogram and establishes the relationship between them through reasoning	35.36
M818	Finds surface area and volume of cuboidal and cylindrical object	15.37
M819	Draws and interprets bar charts and pie charts	38.67

Range of Performance of Students who Answered Correctly							
Below 30%		30% - 50%		50% - 75%		Above 75%	
Number	%	Number	%	Number	%	Number	%
309	25.92	436	36.58	357	29.95	90	7.55

Lowest Performing Learning Outcomes (LOs)

- 1 - Finds surface area and volume of cuboidal and cylindrical object (15.37)
- 2 - Generalizes properties of addition, subtraction, multiplication and division of rational numbers through patterns (28.76)
- 3 - Finds out approximate area of closed shapes by using unit square grid/graph sheet (35.26)

- 4 - Verifies properties of parallelogram and establishes the relationship between them through reasoning (35.36)
- 5 - Finds rational numbers between two given rational numbers (37.85)